

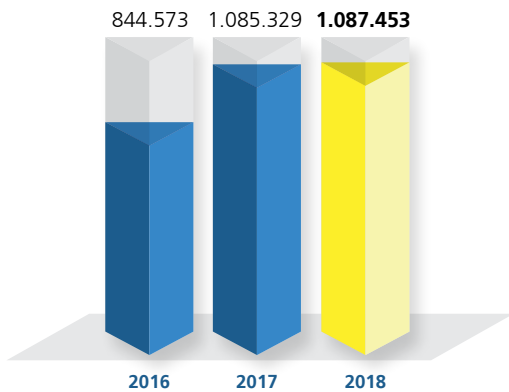
## Grafik Ikhtisar Keuangan

### Financial Highlights Chart

#### JUMLAH ASET

TOTAL ASSETS

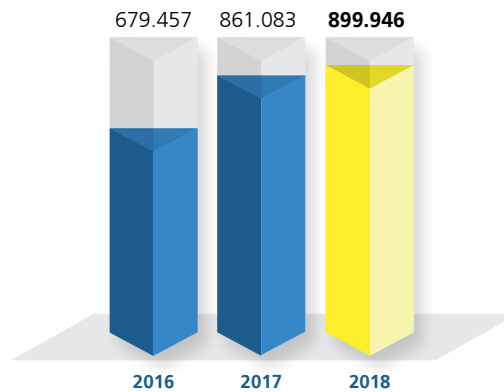
(dalam juta Rupiah / in million Rupiah)



#### JUMLAH EKUITAS

TOTAL EQUITY

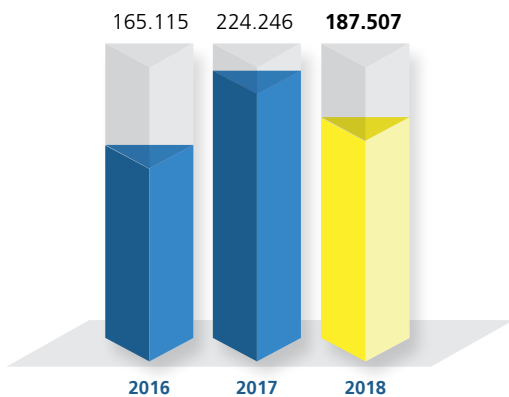
(dalam juta Rupiah / in million Rupiah)



#### JUMLAH LIABILITAS

TOTAL LIABILITIES

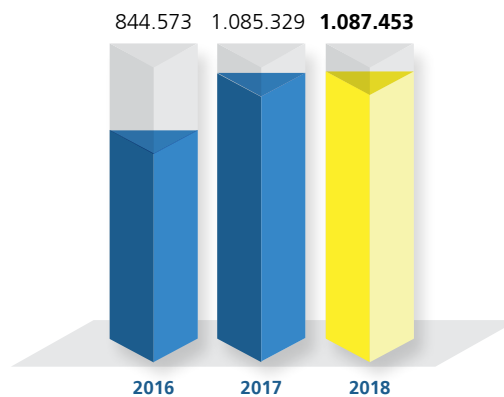
(dalam juta Rupiah / in million Rupiah)



#### JUMLAH LIABILITAS DAN EKUITAS

TOTAL LIABILITIES AND EQUITY

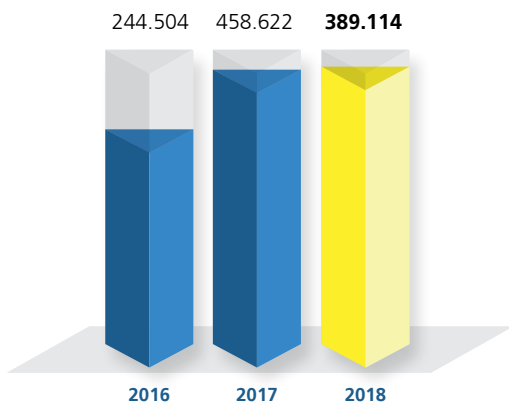
(dalam juta Rupiah / in million Rupiah)



#### PENDAPATAN USAHA

INCOME

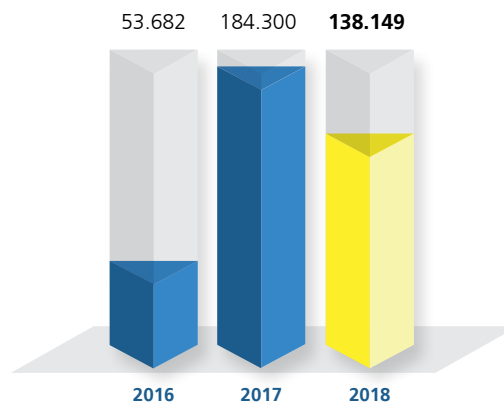
(dalam juta Rupiah / in million Rupiah)



#### LABA BERSIH TAHUN BERJALAN

NET INCOME FOR THE YEAR

(dalam juta Rupiah / in million Rupiah)



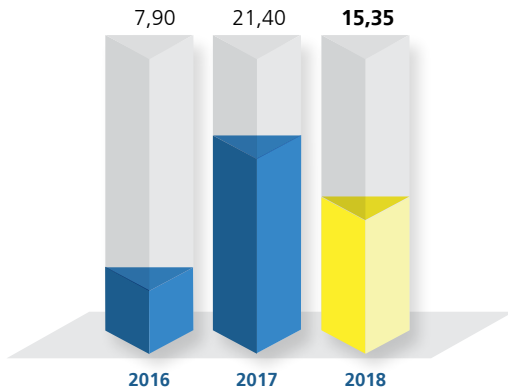
## Grafik Ratio Keuangan

### Financial Ratio Chart

#### RASIO PENGEMBALIAN ATAS EKUITAS (ROE)

RETURN ON EQUITY

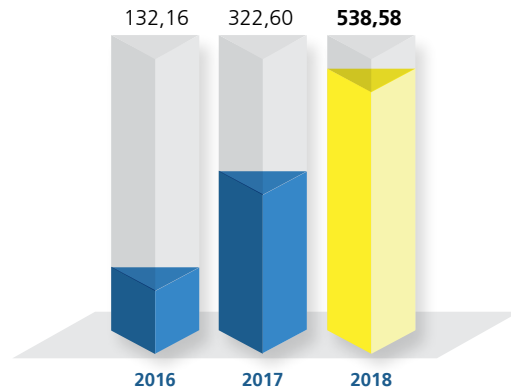
(dalam % / in %)



#### RASIO LANCAR (LIKUIDITAS)

CURRENT RATIO (LIQUIDITY)

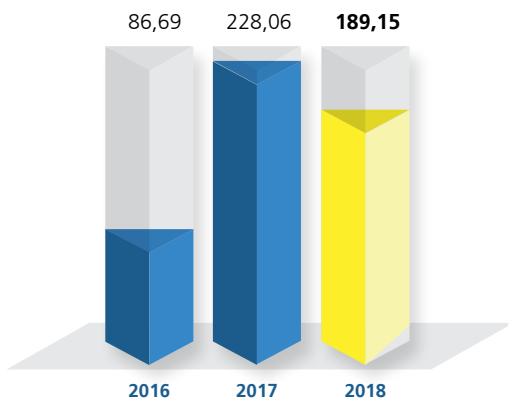
(dalam % / in %)



#### RASIO KAS

CASH RATIO

(dalam % / in %)



#### COLLECTION PERIOD

COLLECTION PERIOD

(dalam hari / in day)

